

Hopgood Theatre

TECHNICAL FACILITIES

Kurna Country

Ramsay Place, Noarlunga Centre SA 5168
(08) 7009 4400
hopgood@countryarts.org.au

Box Office Hours

11am to 4.30pm Wednesday to Friday
and 1 hour prior to performances



Hopgood Theatre is a well-equipped and air-conditioned 481 seat proscenium arch theatre, with excellent acoustic qualities, steep raked auditorium and modern equipment making it ideal for plays, dance, concert performances and musicals. The versatile space also caters for conferences, seminars and public meetings.

The stage has a 30 line single-purchase counterweight fly system and orchestra pit with capacity for up to 25 musicians. The house curtain may be operated horizontally or flown vertically. The stage is equipped with black legs, borders, cyclorama and a film screen allowing the venue to be configured to accommodate a range of performances.

Backstage facilities include rehearsal room, dressing rooms, scenery store, and a green room. The green room and practice room are suitable to hire for up to 50 people for meetings and rehearsals.

The foyer features a sprung floor performance area that is designed to be used for informal theatre in the round, experimental presentations, as a gallery or exhibiting venue. An outdoor stage placed in Ramsay Place, in front of the theatre provides an open air venue flanked by Colonnades Shopping Centre, The Colonnades Tavern, Onkaparinga City Council and Noarlunga House.



CONTENTS

Introduction	4
Contacts.....	4
Venue location & name	4
Directions to stage door and dock.....	5
Dock	6
Seating	6
Stage	7
Orchestra pit	7
Dressing rooms.....	7
Wardrobe facilities	8
Green room.....	8
House lighting	8
Technical equipment.....	9
Sound	9
Lighting	11
Audio Visual	13
Data	13
Pianos.....	13
Staging	14
Standard configuration	16
Theatre usage guidelines.....	16
Appendix 1. Venue plan	17
Appendix 2. Seating layout.....	18
Appendix 3. Stage plan	19
Appendix 4. Standard lighting rig (interim).....	20

INTRODUCTION

This document is an overview of audio visual and technical facilities at Hopgood Theatre. It is intended for technical staff and hirers of the space and to be used in consultation with theatre management for all venue hires.

Country Arts SA is one of South Australia's largest arts organisations, providing a range of arts programs and initiatives, the management of performing and visual arts venues, and the provision of grant funding which supports the creative endeavours of communities and individuals.

Each year Country Arts SA tours productions that entertain, challenge and stimulate a wide variety of audiences in our five performing arts centres in Mount Gambier, Port Pirie, Renmark, Whyalla and Noarlunga.

CONTACTS

Operations Manager
Briony Hunt
E-mail hopgood@countryarts.org.au

Administration Officer
Lauren Grant
E-mail hopgood@countryarts.org.au
Box Office (08) 7009 4400

Technical Manager
Andrew Lye
E-mail andrew.lye@countryarts.org.au
Phone (08) 8151 1814

VENUE LOCATION & NAME

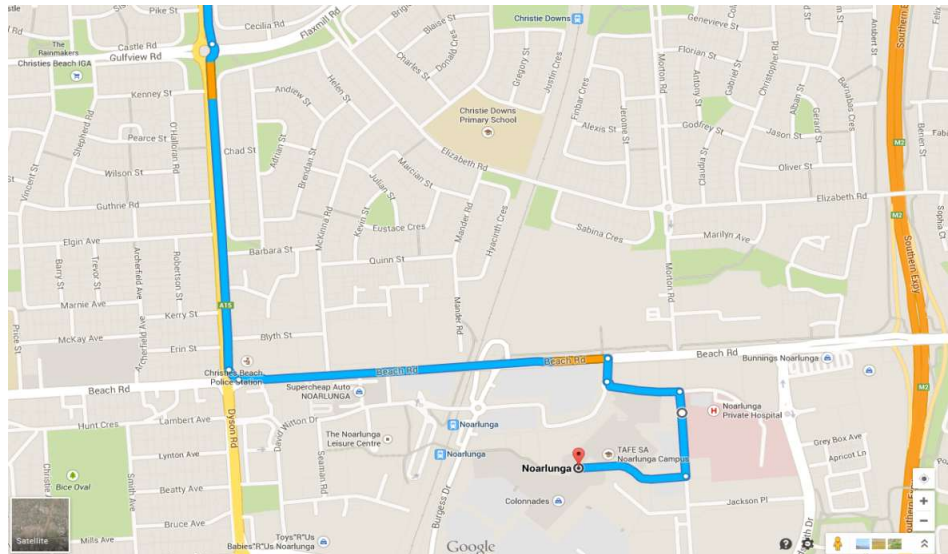
The Hopgood Theatre is Located behind the City of Onkaparinga Council offices, without direct street frontage, at Ramsay Place within Noarlunga Centre. The venue is attached to the Noarlunga TAFE SA buildings, placed in close proximity to Colonnades shopping centre, commercial retail services, along with bus and train public transport services.

The theatre is named after Morphett Vale resident Donald Jack "Don" Hopgood [AO](#) who spent 23 years as a member of parliament, 1970 to 1993 and deputy premier from 1985 to 1992. Hopgood has made a valuable contribution to the arts scene in the South. As a keen musician, he has played with Onkaparinga Band and has been significantly involved in the local jazz scene.

DIRECTIONS TO STAGE DOOR AND DOCK

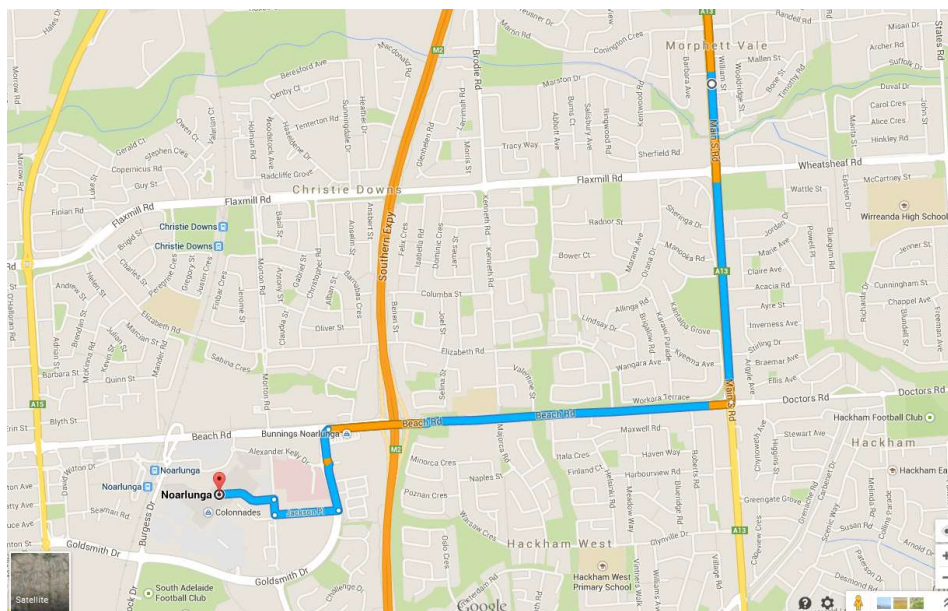
From City via, Lonsdale / Dyson Rd.

1. Go thru, (second exit) 1 roundabout, Continue on **Dyson Rd/A15**,
2. Turn left onto **Beach Rd**.
3. Turn right onto **Hannah Rd** (between Hungry Jacks & Shell service station)
4. Turn left at first roundabout (first exit) to **Alexander Kelly Drive**
5. Turn right onto Tafe car parking area (alongside red building)
6. Turn right and continue on road signed “Hopgood Theatre Stage Door”



From City via, South rd. Or (*Southern Expressway)

1. Continue to follow **South road/A13 Or (*M2 Southern Expressway)**
2. (*Exit) Right turn onto **Beach Rd**.
3. Left turn onto **Goldsmith Rd**.
4. Turn right onto **Jackson PI**
5. Turn right on un-named road
6. Turn left and continue on road signed “Hopgood Theatre Stage Door”



DOCK

Follow signage through the TAFE SA car park to access to the ground-level loading dock at the rear of the building.

Height of roller door – 6m high x 4m wide

The loading dock is designed for handling of full height scenery and features 6m high x 1.93m wide scenery doors leading to stage. The dock has storage space capable of accommodating a medium-sized heavy vehicle.

There is limited parking space available at the rear of the building. Up to 2 temporary permits can be issued. Audience parking is available in Noarlunga Centre car park accessed from Hannah Road

For Venue Plan see [Appendix 1](#).

SEATING

Raked seating for up to 481 patrons, with excellent sightlines.
Rows AA and A feature removable seats to meet access requirements.

MIXER SEATS

Using the auditorium mix position excludes 11 seats from sale:

M18–23 (6 seats)

L20–24 (5 seats)

Seats L20–24 and M19–22 are removable; M18 and M23 are fixed.

The mix position accommodates a 2.0 x 1.0 m riser.

This location may also be used for a centrally placed camera for recorded performances.

Country Arts SA reserves the right to withdraw from sale for any performance, a maximum of 8 seats. Therefore above capacities may reduce by 8.

For Seating Layout see [Appendix 2](#).

STAGE

The Hopgood Theatre stage is unraked timber (pinus radiata) faced with 6mm tempered masonite. Stage loading; Distributed load 750kg per square metre. Concentrated load 450kg per square metre. Painted in black, satin finish. Drilling into the stage surface is permitted only by request.

Proscenium opening height	6.0m
Proscenium opening width	10.0m
Setting line to upstage wall (acoustic baffle)	8.69m
Setting line to furthest upstage fly bar (smother)	7.44m
Setting line to DSC thrust stage	5.0m
Setting line to upstage edge of pit	2.0m
Pit from DSC edge to USC edge	2.6m
Down stage lip (surrounds pit when down)	0.44m
Width (extent of timber stage including wings)	20.6m
From centre line to stage left	11.0m
From centre line to stage right	9.6m
Width between fly galleries	17.6m
Height to underside of grid	16.9m
Height to underside of back wall cat walk	7.86m
Height to underside of fly galleries	7.86m
Height of stage at front seating row AA	0.36m

ORCHESTRA PIT

The auditorium has a hand-winch operated pit lift measuring 7.1m wide and 2.0m deep at centre that lowers to a depth of 1.8m below stage level – capacity 10.

Pit lowered into sub-stage expands pit area to 9.6m wide and 5.3m deep - capacity 25, with a rear storage area of approximately 7.6m x 2.2m

DRESSING ROOMS

Stage sound and paging are available to dressing rooms, rehearsal and green room. Stage vision is available to monitors fitted in rehearsal and green rooms.

Dressing room 5 is suitable as production office if required with wired internet facilities available upon request.

Number	Capacity	Amenities
1	2	Shower and toilet
2	6	Shower and toilet
3	6	Shower and toilet
4	8	Shower and toilet
5	3	Shower and toilet
6	8	Shower and toilet

WARDROBE FACILITIES

Ironing board and iron, steamer, washing machine, tumble dryer.

GREEN ROOM

The green room is equipped with stage sound/vision, cast call, tables, chairs, fridge, microwave oven and a Zip tap. Catering, bar, tea and coffee facilities available upon request

HOUSE LIGHTING

Dynalite control panel fixed to control room wall, or prompt side stage wall.
No DMX control over house lighting.

TECHNICAL EQUIPMENT

SOUND

CONSOLE

- 1 x Allen & Heath Avantis mixing console (with dPack upgrade)
- 1 x Allen & Heath GX4816 stage rack

FRONT OF HOUSE SPEAKERS

- 1 x Adamson CS Gateway system DSP
- 6 x Adamson CS7 powered line array and 1x CS118 subwoofer (flown) per side
- 1 x Adamson CS10p powered centre speaker

FOLDBACK SPEAKERS

- 8 x QSC K12.2 powered speakers
- 2 x QSC K10 powered speakers
- 1 x QSC KS118 powered subwoofer

WIRED MICROPHONES

- 1 x Shure DMK57-52 drum kit (1x Beta52A, 3x SM57 with tom clamps)
- 2 x Shure Beta91A
- 6 x Shure Beta57A
- 6 x Shure KSM137
- 2 x Rode NT3
- 8 x Shure Beta58A
- 2 x Shure MX202 hanging condenser with R185 cardioid cartridge
- 1 x Shure MX412 lectern microphone
- 2 x Shure MX418 lectern microphone

WIRELESS MICROPHONES

- 1 x Shure ULXD4Q receiver L51 632-696MHz
- 4 x Shure Beta58A ULXD2 handheld transmitter
- 1x RF Venue Distro 4 and Diversity Fin antenna
- 4 x Rode HS1 omnidirectional headset

DIs

- 1 x Radial J48
- 4 x Behringer ULTRA-DI

MULTICORES

- 2 x HOSA SH-8X0-50 Pro-Conex Little Bro' Sub Snake (15m)

COMMUNICATIONS

- 1x Jands Ezicom E401 master station in control room.
- 4 x comms tie-lines to PS stage rack.
- 5x Clear-com RS701 beltpacks
- 5x Clear-com CC-60 high-isolation dual-ear headsets
- NOTE – NO INSTALLED COMMS PATCH AT STAGE, PIT OR FOLLOW SPOT OPERATOR POSITIONS. Connectivity via over-floor cabling.

STANDS

- 2 x K&M roundbase microphone stand
- 15 x K&M tall boom microphone stand
- 7 x K&M mid-height boom microphone stand
- 4 x K&M short boom microphone stand
- 6 x K&M speaker stands

PATCH

- NOTE – NO INSTALLED ANALOG AUDIO PATCH IN THE VENUE.
- Over-floor cabling generally required.
- Good stock of microphone cables available.

LIGHTING

CONTROL

ETC Ion Xe 22K lighting console with 2x 27” touchscreens.
Operating position in control room. No remote focus unit.
Art-Net input at control room.

LSC Nexus 5-port node (universes 1 – 5) 192.168.5.102
LSC Nexus 5-port node (universe 6) 192.168.5.103
6x LSC MDR DMX splitter/isolators distributed as follows:
Universe 1 – FOH lighting bars
Universe 2 – LX1 & LX2
Universe 3 – LX3 & LX4
Universe 4 – stage floor traps
Universe 5 – spare
Universe 6 - spare

2x DMX and 2x ethernet connectivity to each LX bar.
A small supply of 5 pin DMX cable is available on request.

DIMMING & POWER

LSC Unity power distribution system – 96 channels.
NOTE - NO DIMMING CAPABILITY. Dimmers available by cross-hire.

POWER DISTRIBUTION

No 3-phase distribution equipment available.
Supply of 240V black extension leads with piggyback plugs available on request.

WORK LIGHT

Permanent open white work lights over stage, grid and FOH lighting bars.
Blues installed above stage wings and understage crossovers.

STANDARD RIG

For standard rig plan See [Appendix 4](#)

INVENTORY

TYPE	QTY	MODEL	FOH	STAGE	STORE
Profile	12	ETC Spot V 25/50 EDLT (mode direct)	2	10	
	14	ETC Spot V 15/30 zoom (mode direct)	14		
	8	ETC Spot V fixed 50 ° EDLT (mode direct)			8
	2	ETC Spot V fixed 19 ° EDLT (mode direct)	2		
Fresnel	16	ETC ColorSource Fresnel V (mode direct)		16	
Cyc units	11	ETC ColorSource CYC (mode direct)		7	4
Moving lights	13	Robe Painte moving profile (mode 2)	4	9	
	12	Robe Robin 350 moving wash (mode 3)		12	
Hazer	1	Antari Z-350		1	

8 x portable 3m booms available – fitted with ETC Spot V fixed 50 ° EDLT as standard.

AUDIO VISUAL

- 1 x Epson EB-PU2220B 20k laser projector fixed in control room
- 1 x Epson ELPLM11 lens (3.54 – 5.41 throw ratio) as standard – note lens achieves $\frac{3}{4}$ coverage of cyclorama.
- 1 x HDMI input at stage over Extron DTP2 extender
- 1 x HDMI input at control room over Extron DTP2 extender
- 1 x drop down projection screen proscenium arch, control via Q-sys touch panel.
- 1 x Brakell perforated projection screen (mounted on bar 8)

DATA

- 6 x CAT6A tie lines available for AV patch from control room to PS stage rack.
- 2 x Cat5e tie lines control room to PS stage wall
- 2 x Cat5e tie lines control room to OP stage wall
- 2 x Cat5e tie lines control room to row M auditorium wall

PIANOS

- 1 x Yamaha C7 conservatory grand – 7'6". Polished ebony. Tuning fee applies.
- 1 x Yamaha U3 Upright 52". Polished ebony. Tuning fee applies.

STAGING

FLY SYSTEM

The auditorium is equipped with 30 x single purchase fly lines.
300kg WLL equally distributed per line.

Barrels are rectangular steel section 75mm H x 50mm. Length 15m.

Line 0 is operated from prompt side. All other lines operated opposite prompt.

Counterweight flying system is not to be used by persons under the age of eighteen years and only by persons approved by Country Arts SA by prior arrangement.

STANDARD HANGING PLOT

Line	Item	Distance from setting line
44	CYC	7.448m
43	SMOTHER	7.179m
41		6.918m
40		6.766m
39		6.582m
38		6.429m
37		6.277m
35	LX4	5.978m
33	LEGS	5.691m
31	BORDER	5.378m
29		5.141m
28		4.930m
27		4.778m
26	MID STG TRAVELLER	4.620m
25		4.473m
23	LX3	4.177m
22	LEGS	3.720m
20	BORDER	3.456m
19		3.225m
18		3.121m
17		2.970m
15	LX2	2.688m
12	LEGS	2.222m
10	BORDER	1.920m
8	SCREEN	1.633m
6	CHOIR MICS	1.325m
4	LX1	1.027m
2	LEGS	0.719m
1	HSE CURTAIN	0.571m
0	TEASER (PS)	

DRAPERY

House curtain	7m high x 7.8m wide	1 pair
Legs (black)	8m high x 2.6m wide	4 pairs
Traveller (draw curtain, black)	8m high x 7.8m wide	1 pair
Borders (black)	3m high x 15m wide	4
Smother (fixed, black)	8m high x 15.0 wide	1
Cyclorama (white)	8m high x 15.6m wide	1

STAGE ACCESSORIES

- 2 x Prolyte StageDex BasicLine risers (2 x 1m) with legs to 300, 450 or 600mm height - no skirting
- 1 x Lectern Australia AL2000 Senator lectern
- 29 x music stands - no sconce lights

ELEVATED WORK PLATFORM

- 1 x JLG model 20MVL elevating work platform.
Suitable for one person. Elevates to 5.94m above stage level. Persons must produce appropriate, current high-risk licence and undertake onsite induction before operating. Note exclusion zones over pit and stage trap areas.

STANDARD CONFIGURATION

Sound – as specified under AUDIO EQUIPMENT

Lighting – as specified on APPENDIX 4. STANDARD LIGHTING RIG PLAN

Hanging plot – as specified on HOPGOOD THEATRE STANDARD HANGING PLOT

Orchestra pit - set at stage level

Stage floor – satin black, stage clear and tidy

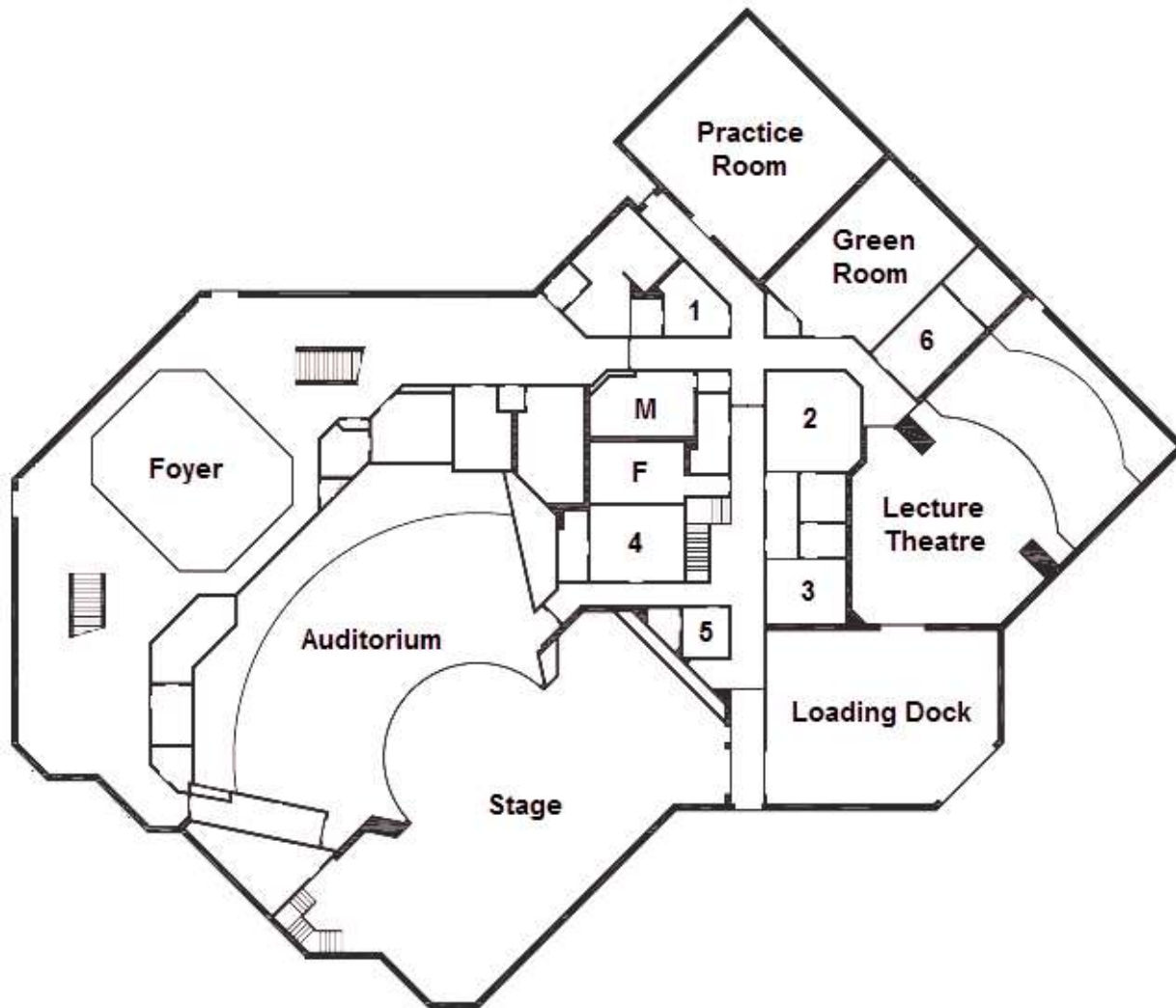
Any variation to the standard configuration will be made at the hirer's expense and returned to the standard configuration at the hirer's expense. We request the Hopgood Theatre be informed in writing no later than two weeks prior to the bump in of any changes you wish to make to the venue standard configuration.

THEATRE USAGE GUIDELINES

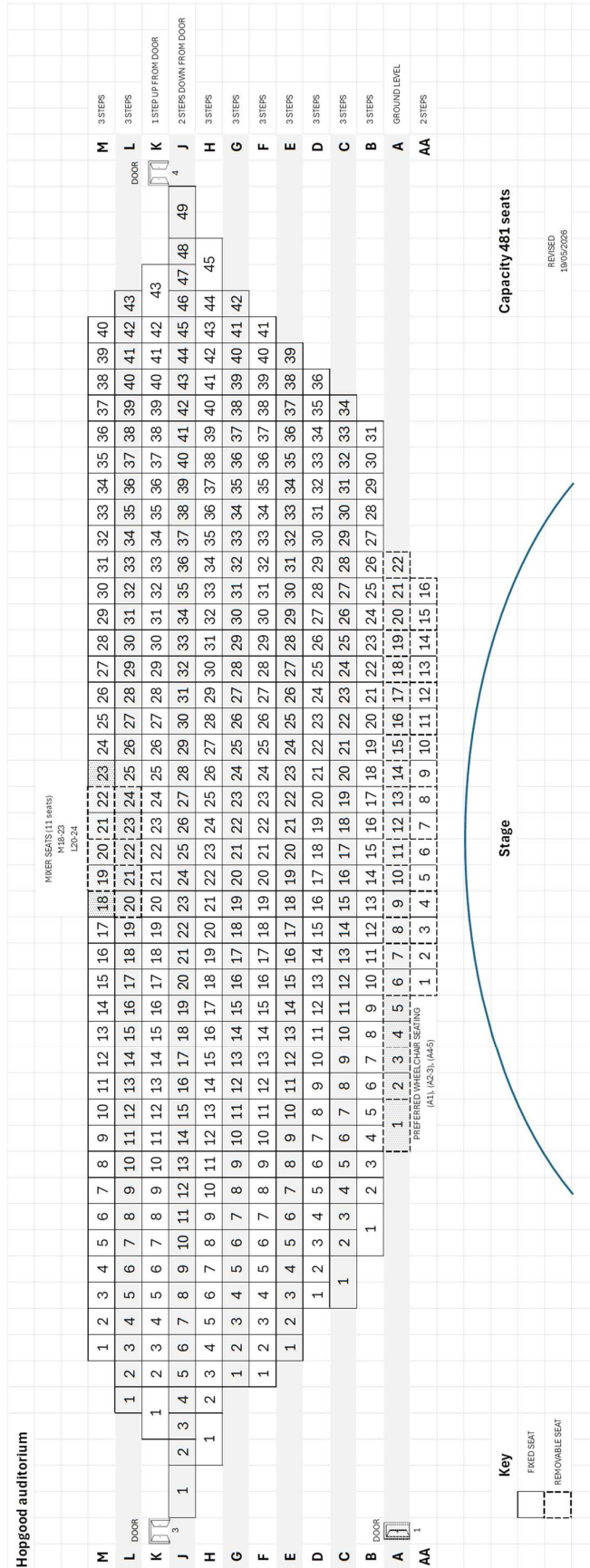
1. Alterations to the structure and fittings of the theatre are prohibited (including painting and drilling of holes into the stage floor). No painting of scenery or equipment is permitted on stage.
2. Lighting and sound desks to be operated by Country Arts SA staff or persons approved by Country Arts SA by prior arrangement only.
3. The use of pyrotechnics, smoke machines or naked flames (other than dry ice), will only be permitted with the appropriate South Australian licences, and in the presence of a representative of the South Australian Metropolitan Fire Service which will be at the hirer's expense. No flammable liquids or explosive material may be brought into the premises.
4. All rigging of scenery, lighting etc. must comply with Work Health and Safety, and Department of Industrial Relations Regulations. Country Arts SA may refuse the use of any scenery, lighting, sound or other equipment. Counterweight flying system is not to be used by persons under the age of eighteen years and only by persons approved by Country Arts SA by prior arrangement.
5. Smoking in the theatre is prohibited other than on stage as part of the performance by prior arrangement. No alcohol shall be brought into the premises, other than by prior arrangement. No foodstuffs or liquids may be taken onto the stage, other than as part of the performance by prior arrangement.
6. Corridors surrounding the stage must be kept clear of props and scenery at all times. All performers and backstage crew are to enter the theatre via the stage door. Access is not permitted via the theatre foyer. No persons, other than members of the production crew will be permitted in the auditorium and foyer areas during rehearsals.
7. The theatre is fitted with JLG model 20DVL elevated work platforms to assist in rigging and focussing equipment above the stages. People wishing to use this platform must produce their current Australian operator accreditation, before commencing work.
8. Staff must be given a minimum 30 minute break after every 5 hours of work, and consecutive shifts must be a minimum of 10 hours apart. Overtime rates apply after 8 hours of work, between 11:00PM-08:00AM, and anytime Sunday and public holidays.

Appendices

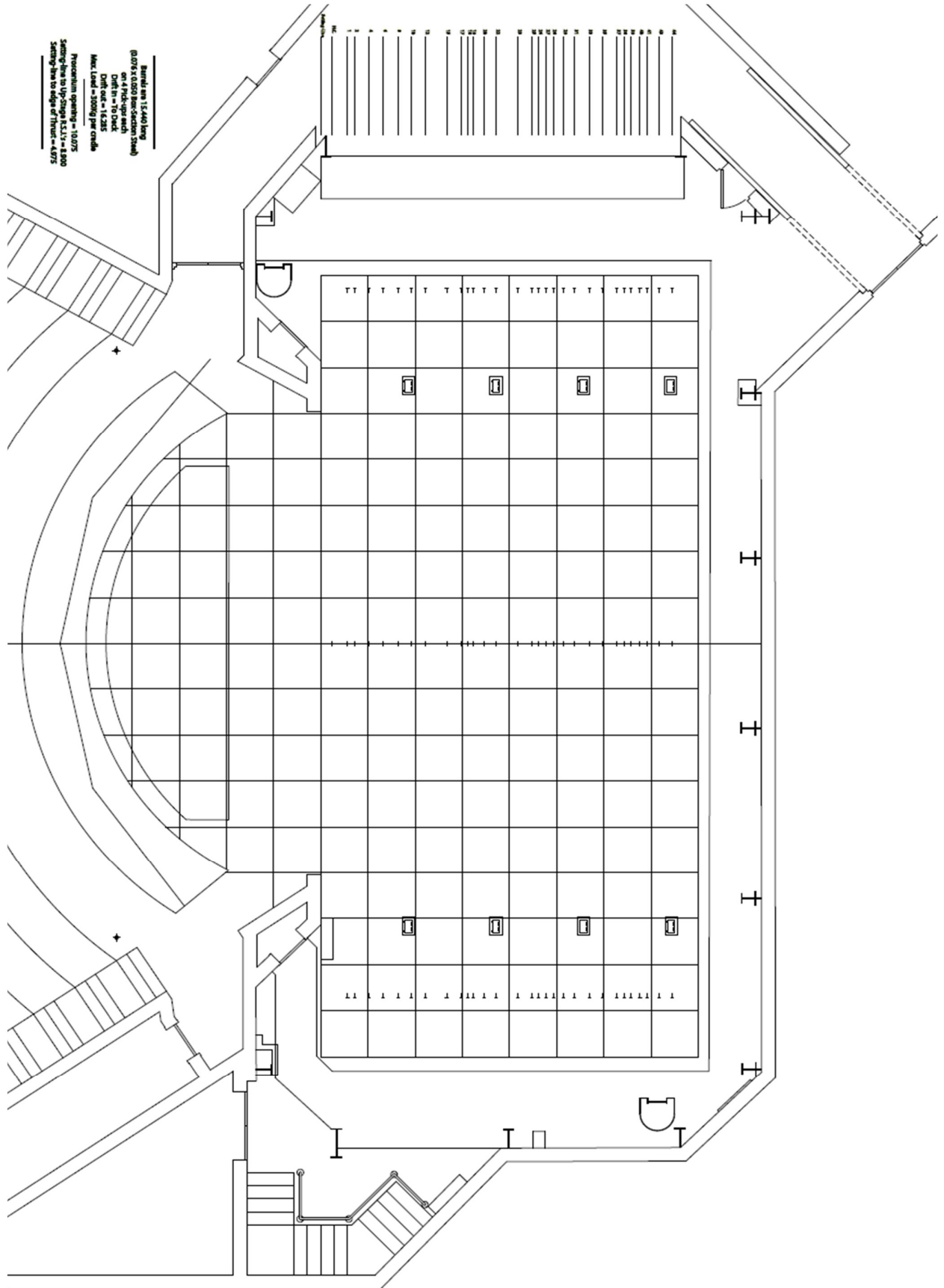
APPENDIX 1. VENUE PLAN



APPENDIX 2. SEATING LAYOUT



APPENDIX 3. STAGE PLAN



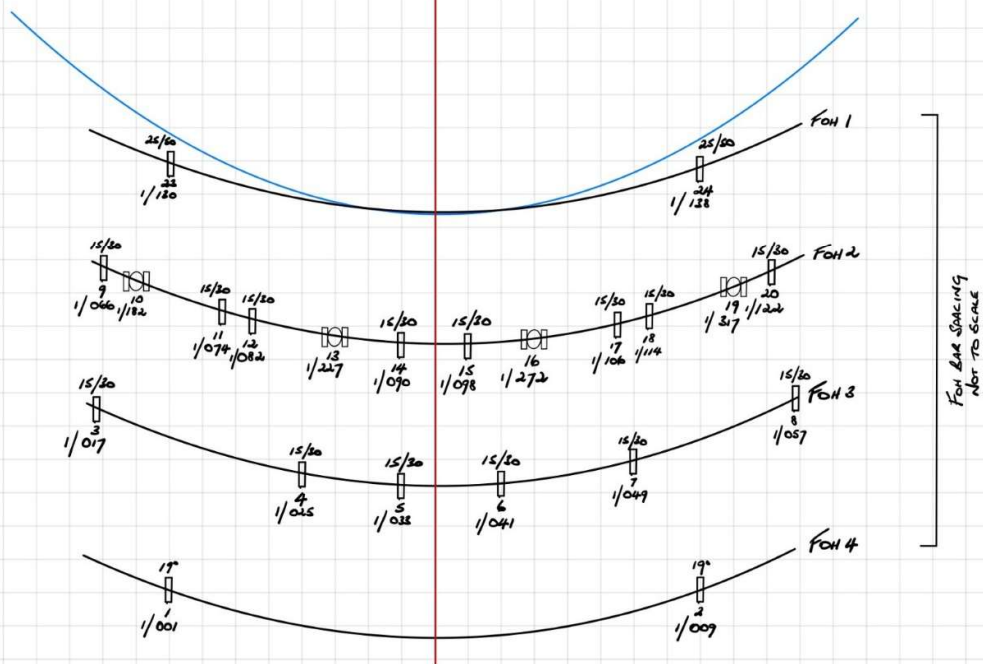
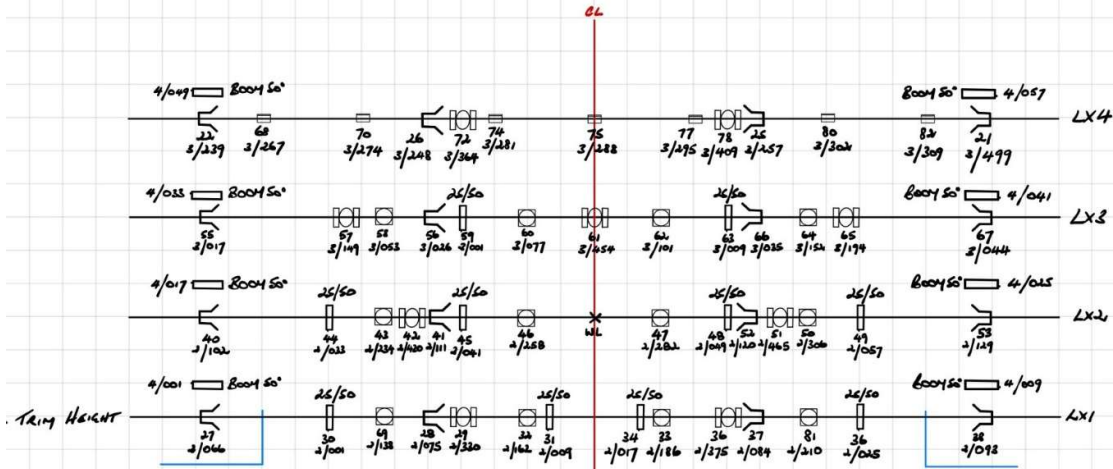
APPENDIX 4. STANDARD LIGHTING RIG (INTERIM)

HOPGOOD THEATRE - MAIN AUDITORIUM

GRID REPRESENTS 0.5m SPACING (APPROX)

- Y ETC COLOURWASH FRESNEL V
- | ETC COLOURWASH SPOT V
- ROBE PAINTS
- ROBE ROBIN 350
- ETC COLOURWASH CYC

- UNIVERSE 1 - FOH
- UNIVERSE 2 - LX1 + LX2
- UNIVERSE 3 - LX3 + LX4
- UNIVERSE 4 - FLOOR



REVISION 2 16/02/2026